




# 202X SERIES HEAT SINKS

## PRODUCT DATA SHEET



The 202X series of heat sinks are designed for SuperVerter™, SuperVerter Dual, and SyncroVerter™ modules; or any module that has mounting holes on a 2.0 in. x 1.2 in. grid. These high performance heat sinks are effective in both natural and forced convection environments. They have a black anodized finish and come with a RO # 9603 thermal pad pre-installed on the mounting surface to maximize performance and minimize labor costs. The 202X series heat sinks are available in several heights and fin orientations so that designers can choose the optimal configuration for their application. M3 x 0.5 x 8mm PPHM screws with captive, external tooth lock-washers are included. See Application Note 10 Thermal Considerations, or the application note for the module you are using to get further information on how to select heat sinks.

Model	Height	Fin Orientation	FIG	Wt.
2020	1.400in. (35.56mm)	Input to Output	B	94g
2021	1.400in. (35.56mm)	Transverse	A	94g
2022	0.950in. (24.13mm)	Input to Output	B	78g
2023	0.950in. (24.13mm)	Transverse	A	78g
2024	0.450in. (11.43mm)	Input to Output	B	55g
2025	0.450in. (11.43mm)	Transverse	A	55g
2026	0.240in. (6.10mm)	Input to Output	B	40g
2027	0.240in. (6.10mm)	Transverse	A	40g

FIGURE A - TRANSVERSE FINS

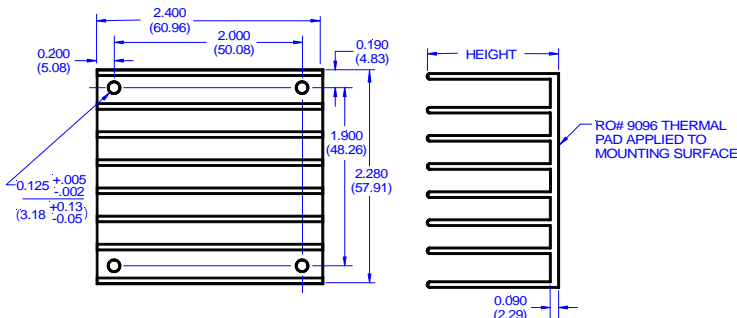
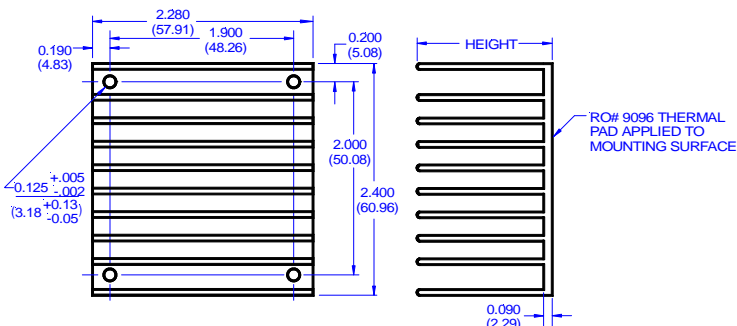


FIGURE B - INPUT TO OUTPUT FINS.



Thermal Resistance vs. Airflow  
(attached to a potted, 1/2 brick module)

